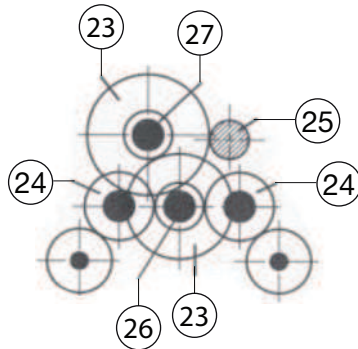


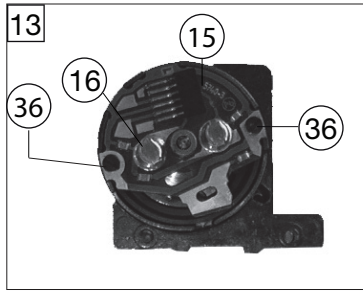


631781		DB	BR 212		=	HO
Pos. Nr. Pos.no.	Beschreibung Description	Art.-Nr. Art.no.	Preisgruppe Price bracket			
1	LOKGEHÄU.O.DACH f.631781 BR212 Body assembly w/o roof	104228812	029			
2	LOKRAHMEN f.631781 BR 212 Loco framework	114228812	030			
3	DACH LACK. f.631781 BR 212 Roof painted	124228812	014			
4	LICHTLEITER Light conductor	00134230	007			
5	BUEHNENGELAENDER Platform hand rail	00144230	007			
6	FENSTER/SATZ f.631781 BR 212 Set of windows	154228812	014			
7	BESCHWERUNG Ballast	00164230	012			
8	BESCHWERUNG Ballast	00164231	014			
9	LAUFDREHGESTELLB.O.RAHMEN Bogie w/o frame	304228812	024			
10	DREHGEST.RAHMEN F.4215/28/30 Bogie framework	00310230	016			
11	MOTORDREHGESTELLBLOCK M.MOTOR Motorized bogie block w.motor	404228812	036			
12	DREHGEST.RAHMEN F.MOTORDREHG. Bogie framework	00410230	016			
13	MOTOR M.SCHWUNGMASSE U. M.SCHN Motor with flywheel,	00504228	034			
14	ANKER KPL.M.SCHWUNGMASSE Rotor complete with integr. flywheel	00504607	025			
15	LAGERSCHILD ISOL.M.SCHNITTST. Motor PCB, insulated, with interface	00504736	019			
16	KOHLENROHRKAPPE Brush pipe cap	00504801	002			
17	L.RAD M.Z.M.N. Loco wheel with gear wheel,with trac. tyre	00514209	007			
18	L.RAD M.Z.O.N. Loco wheel with gear wheel, w/o trac. tyre	00514232	007			
19	L.RAD O.Z.O.N.ISO Loco wheel w/o gear, w/o traction tyre insul.	00514182	006			
20	L.RAD O.Z.M.N.ISO Loco wheel w/o gear, with traction tyre insul.	00514183	006			
21	ACHSE gerändelt Milled axle	52401600	002			
22	HAFTREIFEN HO Traction tyre	00544007	001			
23	UNTERSETZUNGSRAD Z:28/13 SCHWA Reduction gear wheel Z:28/13	00564102	002			
24	ZWISCHENRAD Z:18 SCHWARZ Gear wheel Z:18	00564105	002			
25	RITZEL Z:10 Gear wheel Z:10	00564602	004			
26	SICHERUNGSRING KLEIN Securing ring,small	00564701	001			
27	SICHERUNGSRING GROSS Securing ring,big	00564702	001			
	UNTERLEGSCH. 2,3 X 5 X 0,1(o.Abb.) Washer 2,3 X 5 X 0,1 (w/o Illustr.)	00564747	001			
	UNTERLEGSCH.ROT 2,2X5X0,3 (o.Abb.) Washer red 2,2X5X0,3 (w/o Illustr.)	00564751	001			
30	STROMABNEHMER ISOL. Pantograph insulated	00614005	007			
31	STROMABNEHMER Pantograph	00614012	007			
32	MASSEFEDER Ground contact spring	00614934	001			
33	MOTORSTROMABN.F.4215/28/29/30 Motor contact clip	00614935	001			
34	LAMPENHALTER Lamp support	624228812	011			
35	ENTSTOERDROSSEL Suppressor choke	00644101	007			
36	SCHRAUBE Screw	00700313	001			



631781		DB	BR 212		=	H0
Pos. Nr. Pos.no.	Beschreibung Description	Art.-Nr. Art.no.	Preisgruppe Price bracket			
37	ZYLINDERKOPFSCHRAUBE Cylinder head screw	00700403	001			
38	SCHRAUBE M2 X 5 Screw M2 X 5	70900041	001			
39	SCHRAUBE Screw	00713516	001			
40	ANSATZSCHRAUBE Flanged screw	00730014	004			
41	SCHRAUBPUFFER MITTEL GEW. 4,5 Screw-in buffer	00754002	002			
42	BLATTRICHTFEDER L=14 MM Flat straightening spring L=14 MM	00764012	002			
	PROFI-ZAPFENKUPPLUNG (o.Abb.) Profi coupling with lug fitting (w/o Illustr.)	6517	---			
44	ERSATZ SCHLEIFKOHLEN Carbon brushes	6519	---			
	ZAPFENKUPPLUNG (o.Abb.) Coupling with lug fitting (w/o Illustr.)	6521	---			
	ZAPFEN-TAUSCHKUPPLUNG (o.Abb.) Coupling with lug fitting (w/o Illustr.)	6524	---			
47	ERS. GLÜHLAMPE M.SCHRAUBFAS. Spare bulb with screw base	00006530	007			
	DCC Decoder MIT RAILCOM m. 6po (o.Abb.) DCC-decoder with railCom (w/o Illustr.)	687403	---			